

# PEANUT COMBINE

## 7404 & 7406



KELLEY MANUFACTURING Co.  
TIFTON, GA  
(800) 444-5449  
WWW.KELLEYMFG.COM



## KEY CHANGES & IMPROVEMENTS NEW 74 SERIES COMBINE

THE COMBINE HAS BEEN DESIGNED WITH INPUT FROM MANY SUCCESSFUL PEANUT GROWERS. IT HAS A NEW CLEANING SYSTEM TO MINIMIZE FOREIGN MATERIAL. THE NEW DESIGN DOES NOT HAVE ECCENTRIC BEARINGS. THE FOLLOWING ARE THE MECHANICAL IMPROVEMENTS IN THE NEW 74 SERIES COMBINE.

- NEW CAM SHAFT DESIGN INSTEAD OF ECCENTRIC BEARINGS (DRIVEN ON EACH SIDE WITH NO CENTER SUPPORT BEARINGS).
- A NEW SHAKER PAN THAT IS 20% LIGHTER IN WEIGHT.
- REDUCED LOADS ON PUSH ARMS BY SPLITTING THE SHAKER DRIVE AND STEMMER/SCREENS INTO TWO SEPARATE SYSTEMS.
- NO ROCKER SHAFT/ROCKER BEARINGS.
- BELT DRIVEN SEPERATOR FAN ADJUSTABLE FROM THE TRACTOR
- HEX ROLLERS ADDED TO CLEANING SYSTEM.
- #1 CONCAVE SWINGS OPEN WITH QUICK RELEASE LATCHES.


# NEW & IMPROVED



**NEW CAM SHAFT DESIGN  
INSTEAD OF ECCENTRIC BEARINGS**




**#1 CONCAVE SWINGS OPEN WITH  
QUICK RELEASE LATCHES**




**SEPARATOR FAN VARIATOR DRIVE  
CONTROLLED FROM THE CAB**




**BOLT TOGETHER DUCTS**



**- LARGER CONCAVE OPENINGS  
- HEX ROLLERS ADDED TO CLEANING  
SYSTEM**



**SLOTS IN SHAKER PAN TO GET  
MORE DIRT OUT**



**NEW VARIABLE FLOW VINE  
SPREADER CONTROL**



**NEW T-BOX DESIGNED FOR COMBINE TO  
DRIVE DOWN BOTH SIDES**



**2 POINT HITCH FOR EASY HOOKUP**

# NEW MONITOR/CONTROL SYSTEM

\*FEATURES SUBJECT TO CHANGE AS PROGRAM IS UPDATED\*



**NEW RAM MOUNT  
FOR EASY MOUNTING!!**

## **AIR LIFT DAMPER POSITION:**

- DISPLAYS PHYSICAL POSITION OF THE AIR LIFT DAMPER ACTUATOR
- PRESSING "F1" INCREASES AIR
- PRESSING "F2" DECREASES AIR

## **REAR CYLINDER TURNING:**

- GREEN LIGHT INDICATES THAT REAR CYLINDER IS TURNING
- RED LIGHT INDICATES THAT REAR CYLINDER IS NOT TURNING

## **FRONT STRIPPER POSITION:**

- DISPLAYS PHYSICAL POSITION OF THE FRONT STRIPPER SET
- PRESSING "F4" INCREASES AGGRESSION
- PRESSING "F5" DECREASES AGGRESSION
- 110% IS MAX POSITION

## **SEPARATOR FAN SPEED:**

- DISPLAYS SPEED IN RPM OF THE SEPARATOR FAN
- CONTROLLED WITH MONITOR

## **HEADER SPEED:**

- DISPLAYS HEADER SPEED IN MPH
- CONTROLLED WITH TRACTOR REMOTES

## **REAR STRIPPER POSITION:**

- DISPLAYS PHYSICAL POSITION OF THE REAR STRIPPER SET
- PRESSING "F9" INCREASES AGGRESSION
- PRESSING "F10" DECREASES AGGRESSION
- 110% IS MAX POSITION



# SPECIFICATIONS



## 74 Series Combine 6 Row

Machine Length	347"
Machine Height	187"
Header Widths	6 x 36: 222" 6 x 40/ 8 x 30: 238"
Wheel Base	161"/ 188"
Tire Size	28L x 26
Tire Inflation	20 P.S.I.
Tank Capacity	405 cu ft (325 bushels)/ 7,500 lbs
Hitch	Two Point Hitch
Threshing System	7 Cyclinders, 4 #1 strippers (adjusted in sets of 2 from cab), 1 #2 stripper, 3 overhead stripper
Driveline	1000 RPM driveline, safety shielded
Vine Spreaders	Variable Flow Hydraulic Drive
HP Requirement	160
Recommend PTO Speed	900 RPM